



enmm
VIBRATORY EQUIPMENT



ENMIN VIBRATORY EQUIPMENT

Enmin has recognized the need within Australian Industries for a practical and economical approach to providing Vibratory Feeding, Screening and Conveying equipment. Our fabricated Products Division designs and manufactures a competitive range of Vibratory Equipment that is well accepted in numerous industries as well as a growing number of international applications

MOTOR DRIVES

Out of balance vibratory motor drives have proved the most economical and reliable method of powering vibratory feeders. In relation to their cost and weight for the output energy, these drives far surpass other methods. Combined with the application of frequency inverters, surprisingly accurate feed control can be achieved.

PRINCIPLE OF OPERATION

By operating the drive motors in opposing directions, the eccentric weights combine to produce a linear force. When the eccentric weights are opposed a zero force results. By adjustments of the motor weight positions, changes in the acceleration will occur giving increased or decreased feed rates.

ADJUSTING THE ECCENTRIC WEIGHTS

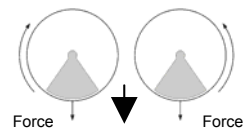
The resultant force output, amplitude and final product conveying speed is readily adjustable on all feeders. Percentage settings are marked on the weights of each motor. Loosening the outer eccentric weight enables the eccentric to be adjusted to the desired percentage of maximum force available. It is imperative that the motors are wired for counter rotation.

TRAY DESIGN

Designed for heavy duty, trouble free service, every motor driven feeder is a completely integrated assembly. In most cases optional tray features include abrasive resistant liners, tray covers with bolted or quick release clamps, inlet and outlet discharge ports to name just a handful. Tray shape is also varied, hexagonal, tubular flat or radius the possibilities are endless.



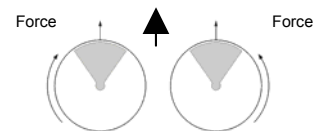
PRINCIPLE OF OPERATION



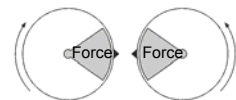
Both eccentrics in down position. Resultant force is downward.



Both eccentrics outward and opposed, 180° apart. Resultant force is zero due to cancellation



Both eccentrics in up position. Resultant force is upward.



Both eccentrics inward and opposed, 180° apart. Resultant force is zero due to cancellation effect





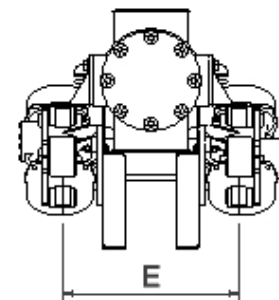
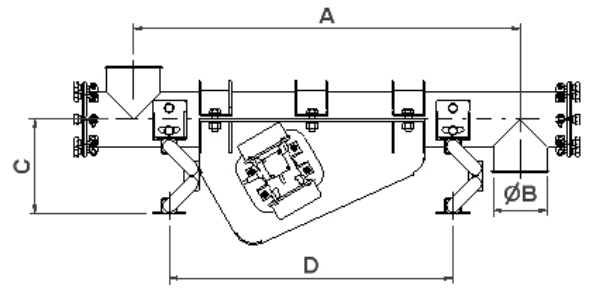
ETC - ENMIN TUBE CONVEYOR

Enmin vibratory tube conveyors are an ideal method of conveying bulk materials that tend to dust. Being totally enclosed, the material is fully protected and is conveyed without degradation or contamination.

Tube conveyors are available up to 7 metres in length and a variety of diameters. They can be connected for longer conveying distances by our special in-line flexible sleeve. Base mounted or suspension units will no doubt cover the most demanding installation requirements.

MODEL	NB	A	B	C	D	E
ETC 100 - 10	90	1000	101.6	297	650	311
ETC 100 - 20	200	1000	219	297	650	428
ETC 200 - 10	90	2000	101.6	510	1410	311
ETC 200 - 20	200	2000	219	510	1410	428
ETC 200 - 30	300	2000	323.8	510	1410	533
ETC 300 - 20	200	3000	219	845	2350	463
ETC 300 - 30	300	3000	323.8	845	2350	568

Note : All information presented can be changed without notification, please consult the factory before using any of the information presented. All dimensions are represented in millimeters.





Enmin's core business is the design and manufacture of Electromagnetic and Electromechanical Vibratory Equipment servicing a wide range of industries.

Flow problems are often unique to each customer and materials they process, therefore Enmin employs a flexible and customized approach to each application, guaranteeing the most suitable solution is provided.

Any industry handling dry bulk materials, processed products, packaged goods or parts will can employ Enmin Vibratory Equipment. We offer 25 years experience solving material flow problems with support that's second to none!

